



# User Manual

## PBLH™ Series

**PBLH-54R0/166SD**

**PBLH-18R0/500SD**

1. OVERVIEW .....	3
2. UNPACKING .....	3
3. SAFETY .....	3
4. MODULE TO MODULE CONNECTION .....	4
5. OUTPUT TERMINAL CONNECTION .....	4
6. OUTPUT CONNECTOR .....	5
7. MOUNTING .....	6
8. MAINTENANCE .....	6
APPENDIX A .....	7
APPENDIX B – LINE DRAWINGS.....	10
REVISIONS .....	11

1. **Overview:** The Tecate Group 18V /500F and 54V / 166F Ultracapacitor Modules have high energy and low ESR to meet energy storage and power delivery requirements.

The cells used in the module have 3.0V maximum voltage rating and are connected in series to get higher operating voltage of modules. To meet the long cycle life requirements, we recommend operating below the specified individual module ratings of each module. All the cells are balanced by balancing circuit connected in parallel to each cell.

2. **Unpacking:** Inspect the shipping carton for signs of damage prior to unpacking the module. Damage to the shipping carton or module should be reported to the carrier immediately.

Remove the module from the shipping carton and retain the shipping materials until the unit has been inspected and is determined to be operational.

NOTE: The original shipping materials are approved for both air and ground shipment. The module should be removed from the shipping carton by lifting the body of the module.

### 3. Safety:




Figure 1. Warning label

Do not operate above specified voltage.

Do not operate above specified temperature rating.

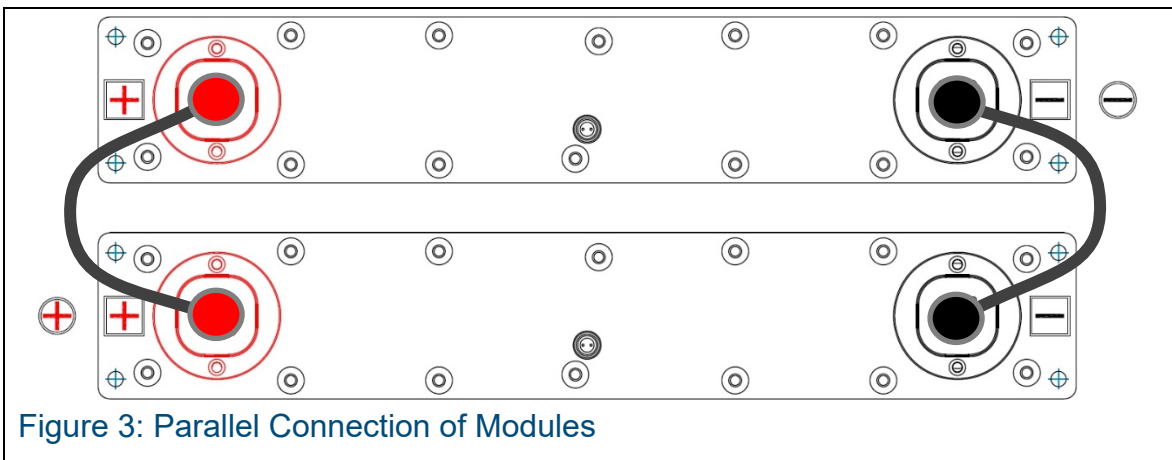
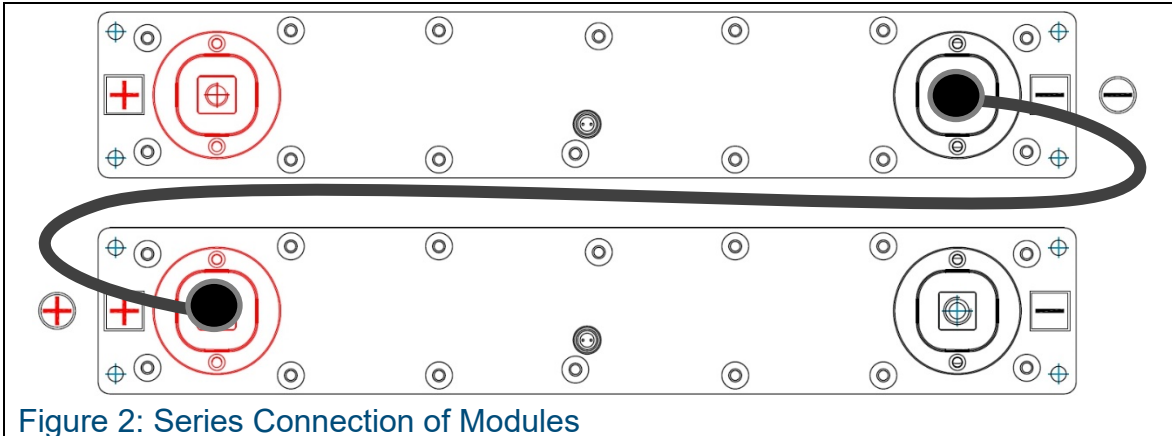
Do not touch terminals with conductors while charged. Serious burns, shock, or material fusing may occur.

Protect surrounding electrical components from incidental contact.

Provide sufficient electrical isolation when working above 18V DC and 54V DC respectively.

Prior to installation and removal from the equipment, it is mandatory to fully discharge the module.

4. **Module to module connection:** series and parallel connection for High power.



5. **Output terminal connection:** The Tecate Group 18V / 500F and 54V / 166F Ultracapacitor Modules are designed to connect directly to a ring or a bus bar. The positive terminal threaded size is M8 and negative terminal is M10. Wave washers are required to ensure long term, reliable connections.

When tightening the terminal bolt, a torque of 20 N-m for the M8 bolt should be used (30N-m for the M10 bolt). Because the modules have a very low ESR, total ESR will be affected by a ring lug, bus bar or torque. Therefore, it needs more attention to assemble the modules. An appropriate protection and sealing should be used on both module terminals to avoid shock hazards and corrosion.

6. Output connector: The output of connector is tabulated below.

Table 1: Connector Output				
Pin #	Temperature			
	Pin out	Signal	Pin out	Signal
1	TEMP	Pin1 or Pin2	TEMP	Pin1 or Pin2
2	TEMP	Pin2 or Pin1	TEMP	Pin2 or Pin1
3	Not used	-	-	-
4	Not used	-	GND	-




Figure 4: Monitoring connector.

### 6.1. Temperature:

6.1.1. Pin 1, 2 is connected with a NTC thermistor for temperature monitoring. According to temperature variation in the module, the resistance of the thermistor is determined. The resistance measured through the thermistor relates to temperature according to the DK Sensor 10K@ 25°C resistance to temperature chart for the appendix A.

6.1.2. Pin 3, 4 are not used.

### 6.2. Temperature Alarm:

6.2.1. Pin 1, 2 is connected with a NTC thermistor for temperature monitoring.

6.2.2. Pin 4 is connected with monitoring connector output signals receiver circuit's ground. The output signals are isolated from the capacitor voltage and from chassis ground.

**7. Mounting:** The modules should not be mounted in locations where they are directly exposed to the environment. You can mount the module both vertically and horizontally.

**8. Maintenance:**

**8.1. Power Rating:** The rated voltage of the modules is a maximum of 18V and 54V respectively. If the applied voltage is over the specified voltages of each module, charging of the module should be stopped. The allowable low voltage level of the module depends on the user's requirements, but full discharging to 0V does not affect the module performance.

**8.2. Temperature:** The module has its optimal operating temperature range of -40 to 65°C.

**8.3. Do not expose to direct sunlight:** Do not install module in areas with direct exposure to sunlight, due to temperature increase inside the module.

**8.4. Maintenance:** The modules have an expected life cycle of over 10 years at rated voltage and +25°C. However the life cycle of the modules may be decreased in high temperature condition or over voltage charging.

If the following abnormal module performances are detected, operation should be stopped and checking the electrical & mechanical connections is recommended.

8.4.1. Temperature sensor detects high temperature in normal operating conditions.

8.4.2. Internal resistance increase or initial voltage drop increase.

8.4.3. Deformation of the module case bar or torque.

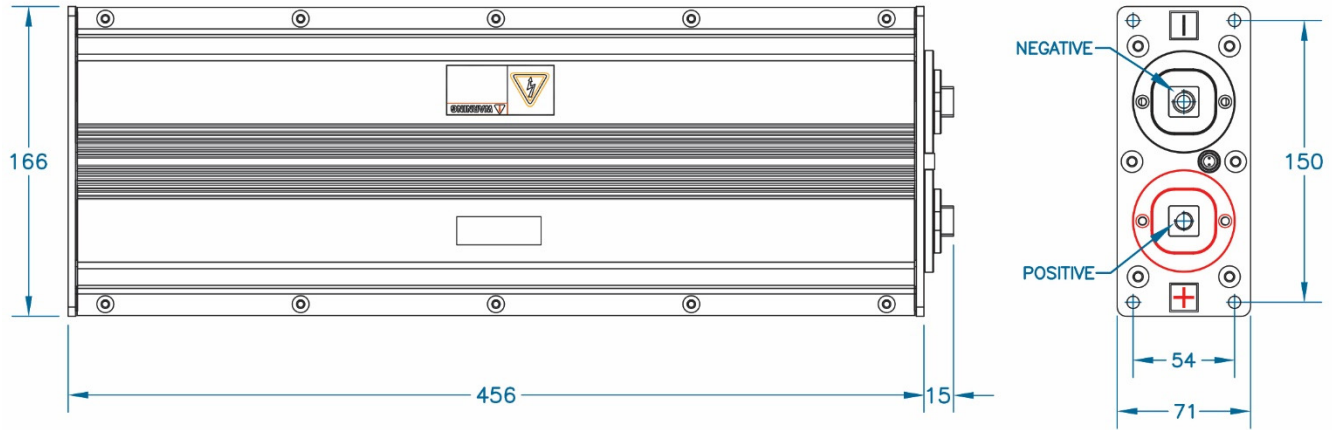
T(°C)	Rmin(kΩ)	Rcent(kΩ)	Rmax(kΩ)	DR(%)	DT(°C)
-40	332.8	348.4	364.6	4.65%	0.67
-39	311.2	325.5	340.4	4.58%	0.66
-38	291.2	304.3	318.0	4.51%	0.66
-37	272.5	284.7	297.3	4.44%	0.65
-36	255.2	266.4	278.0	4.37%	0.65
-35	239.1	249.4	260.2	4.30%	0.64
-34	224.2	233.7	243.6	4.23%	0.64
-33	210.2	219.0	228.1	4.17%	0.63
-32	197.3	205.4	213.8	4.10%	0.63
-31	185.2	192.7	200.4	4.03%	0.62
-30	173.9	180.8	188.0	3.97%	0.61
-29	163.4	169.8	176.4	3.90%	0.61
-28	153.6	159.5	165.6	3.84%	0.60
-27	144.5	149.9	155.6	3.77%	0.60
-26	135.9	141.0	146.2	3.71%	0.59
-25	127.9	132.6	137.5	3.64%	0.59
-24	120.5	124.8	129.3	3.58%	0.58
-23	113.5	117.5	121.6	3.52%	0.58
-22	107.0	110.7	114.5	3.46%	0.57
-21	100.9	104.3	107.8	3.40%	0.56
-20	95.15	98.33	101.6	3.34%	0.56
-19	89.79	92.74	95.77	3.27%	0.55
-18	84.76	87.50	90.31	3.21%	0.55
-17	80.05	82.59	85.19	3.16%	0.54
-16	75.63	77.98	80.40	3.10%	0.53
-15	71.49	73.66	75.90	3.04%	0.53
-14	67.59	69.61	71.69	2.98%	0.52
-13	63.94	65.81	67.73	2.92%	0.51
-12	60.50	62.24	64.02	2.86%	0.51
-11	57.27	58.88	60.53	2.81%	0.50
-10	54.23	55.73	57.26	2.75%	0.49
-9	51.37	52.76	54.18	2.69%	0.49
-8	48.68	49.97	51.29	2.64%	0.48
-7	46.15	47.35	48.57	2.58%	0.47
-6	43.77	44.88	46.01	2.53%	0.47
-5	41.52	42.55	43.60	2.47%	0.46
-4	39.40	40.36	41.34	2.42%	0.45
-3	37.41	38.29	39.20	2.37%	0.45
-2	35.52	36.35	37.19	2.31%	0.44

T(°C)	Rmin(kΩ)	Rcent(kΩ)	Rmax(kΩ)	DR(%)	DT(°C)
-1	33.74	34.51	35.29	2.26%	0.43
0	32.07	32.78	33.50	2.21%	0.43
1	30.48	31.14	31.81	2.15%	0.42
2	28.99	29.60	30.22	2.10%	0.41
3	27.57	28.14	28.72	2.05%	0.40
4	26.24	26.76	27.30	2.00%	0.40
5	24.97	25.46	25.96	1.95%	0.39
6	23.78	24.23	24.69	1.90%	0.38
7	22.64	23.07	23.49	1.85%	0.37
8	21.57	21.96	22.36	1.80%	0.37
9	20.56	20.92	21.29	1.75%	0.36
10	19.60	19.94	20.27	1.70%	0.35
11	18.69	19.00	19.31	1.65%	0.34
12	17.83	18.12	18.41	1.60%	0.34
13	17.01	17.28	17.54	1.55%	0.33
14	16.24	16.48	16.73	1.51%	0.32
15	15.50	15.73	15.96	1.46%	0.31
16	14.80	15.01	15.22	1.41%	0.30
17	14.14	14.33	14.53	1.36%	0.30
18	13.51	13.69	13.87	1.32%	0.29
19	12.91	13.08	13.24	1.27%	0.28
20	12.35	12.50	12.65	1.23%	0.27
21	11.81	11.95	12.09	1.18%	0.26
22	11.29	11.42	11.55	1.13%	0.25
23	10.81	10.92	11.04	1.09%	0.24
24	10.34	10.45	10.56	1.04%	0.24
25	9.900	10.00	10.10	1.00%	0.23
26	9.472	9.572	9.671	1.04%	0.24
27	9.064	9.164	9.264	1.09%	0.25
28	8.677	8.776	8.875	1.13%	0.26
29	8.308	8.406	8.505	1.18%	0.27
30	7.957	8.054	8.153	1.22%	0.29
31	7.622	7.719	7.817	1.26%	0.30
32	7.304	7.400	7.496	1.30%	0.31
33	7.000	7.095	7.191	1.35%	0.32
34	6.711	6.805	6.900	1.39%	0.33
35	6.436	6.528	6.622	1.43%	0.35
36	6.173	6.265	6.357	1.47%	0.36
37	5.922	6.013	6.104	1.52%	0.37
38	5.683	5.772	5.862	1.56%	0.38
39	5.455	5.543	5.631	1.60%	0.40
40	5.237	5.324	5.411	1.64%	0.41
41	5.030	5.114	5.200	1.68%	0.42
42	4.831	4.915	4.999	1.72%	0.44
43	4.641	4.724	4.807	1.76%	0.45
44	4.460	4.541	4.623	1.80%	0.46

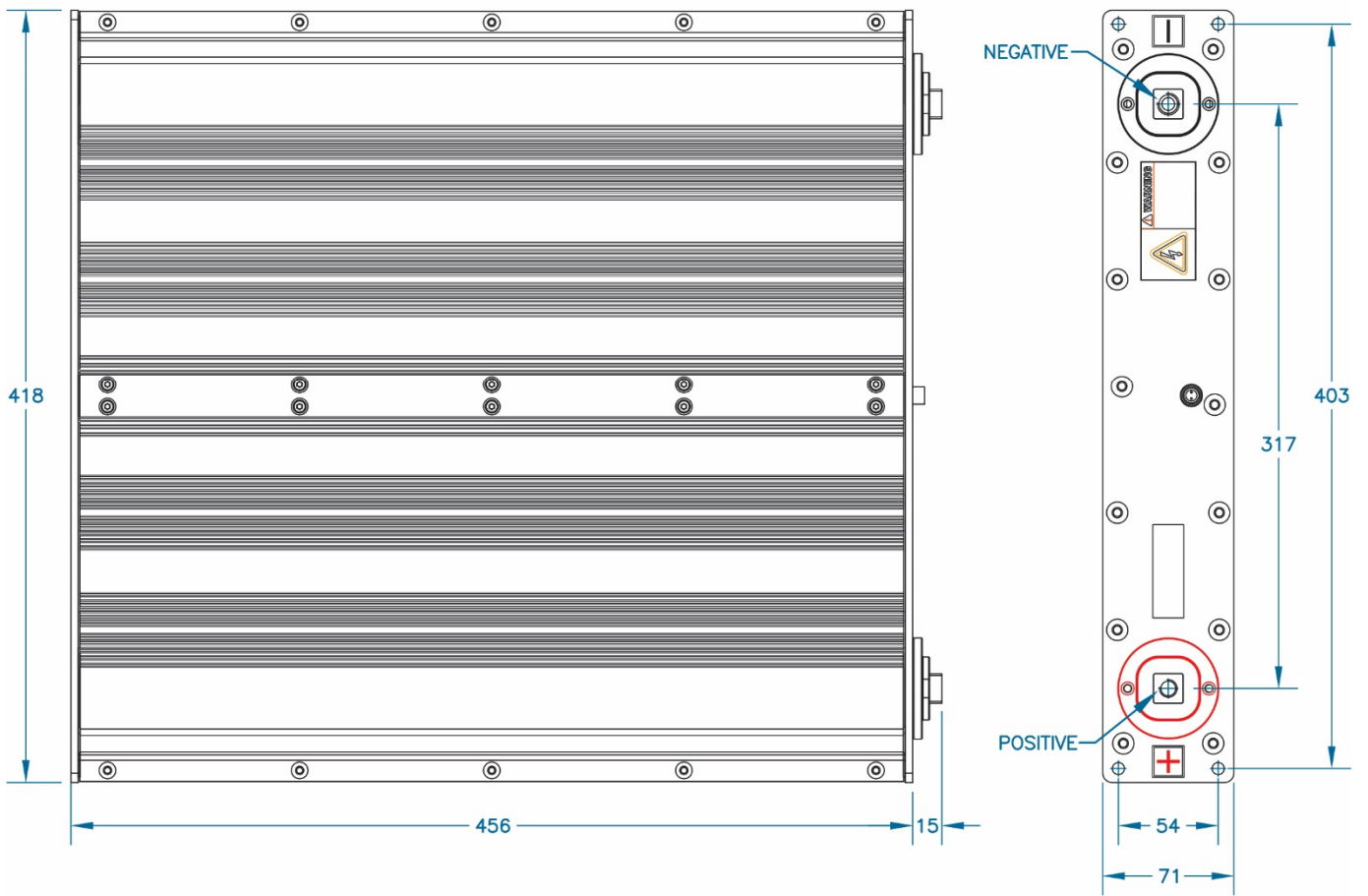


T(°C)	Rmin(kΩ)	Rcent(kΩ)	Rmax(kΩ)	DR(%)	DT(°C)
45	4.287	4.367	4.447	1.84%	0.47
46	4.122	4.200	4.279	1.88%	0.49
47	3.964	4.040	4.118	1.92%	0.50
48	3.812	3.887	3.964	1.96%	0.51
49	3.668	3.741	3.818	2.00%	0.53
50	3.529	3.601	3.675	2.04%	0.54
51	3.397	3.468	3.540	2.08%	0.55
52	3.270	3.339	3.410	2.11%	0.57
53	3.149	3.217	3.286	2.15%	0.58
54	3.032	3.099	3.167	2.19%	0.59
55	2.921	2.986	3.053	2.23%	0.61
56	2.814	2.878	2.944	2.27%	0.62
57	2.712	2.775	2.839	2.30%	0.64
58	2.614	2.675	2.738	2.34%	0.65
59	2.520	2.580	2.642	2.38%	0.66
60	2.430	2.489	2.549	2.41%	0.68
61	2.344	2.401	2.460	2.45%	0.69
62	2.261	2.317	2.375	2.49%	0.71
63	2.181	2.237	2.293	2.52%	0.72
64	2.105	2.159	2.214	2.56%	0.74
65	2.032	2.085	2.139	2.60%	0.75
66	1.962	2.013	2.066	2.63%	0.77
67	1.894	1.945	1.997	2.67%	0.78
68	1.829	1.879	1.930	2.70%	0.80
69	1.767	1.815	1.865	2.74%	0.81
70	1.707	1.755	1.803	2.77%	0.83
71	1.650	1.696	1.744	2.81%	0.84
72	1.594	1.640	1.686	2.84%	0.86
73	1.541	1.586	1.631	2.88%	0.87
74	1.490	1.534	1.578	2.91%	0.89
75	1.441	1.483	1.527	2.95%	0.90
76	1.394	1.435	1.478	2.98%	0.92
77	1.348	1.389	1.431	3.01%	0.93
78	1.304	1.344	1.385	3.05%	0.95
79	1.262	1.301	1.341	3.08%	0.96
80	1.222	1.260	1.299	3.11%	0.98
81	1.183	1.220	1.258	3.15%	1.00
82	1.145	1.181	1.219	3.18%	1.01
83	1.109	1.144	1.181	3.21%	1.03
84	1.074	1.109	1.145	3.25%	1.04
85	1.040	1.074	1.110	3.28%	1.06
86	1.008	1.041	1.076	3.31%	1.08
87	0.9765	1.009	1.043	3.34%	1.09
88	0.9464	0.9785	1.011	3.38%	1.11
89	0.9174	0.9488	0.9811	3.41%	1.12
90	0.8894	0.9201	0.9517	3.44%	1.14

**PBLH-18R0/500SD**



**PBLH-54R0/166SD**



REV	REVISION DESCRIPTION	DATE
00	RELEASED	20/01/29